

# Sexual Health Clinical Network November 2023

---

Laura French – Public Health Consultant  
Leicester City Council

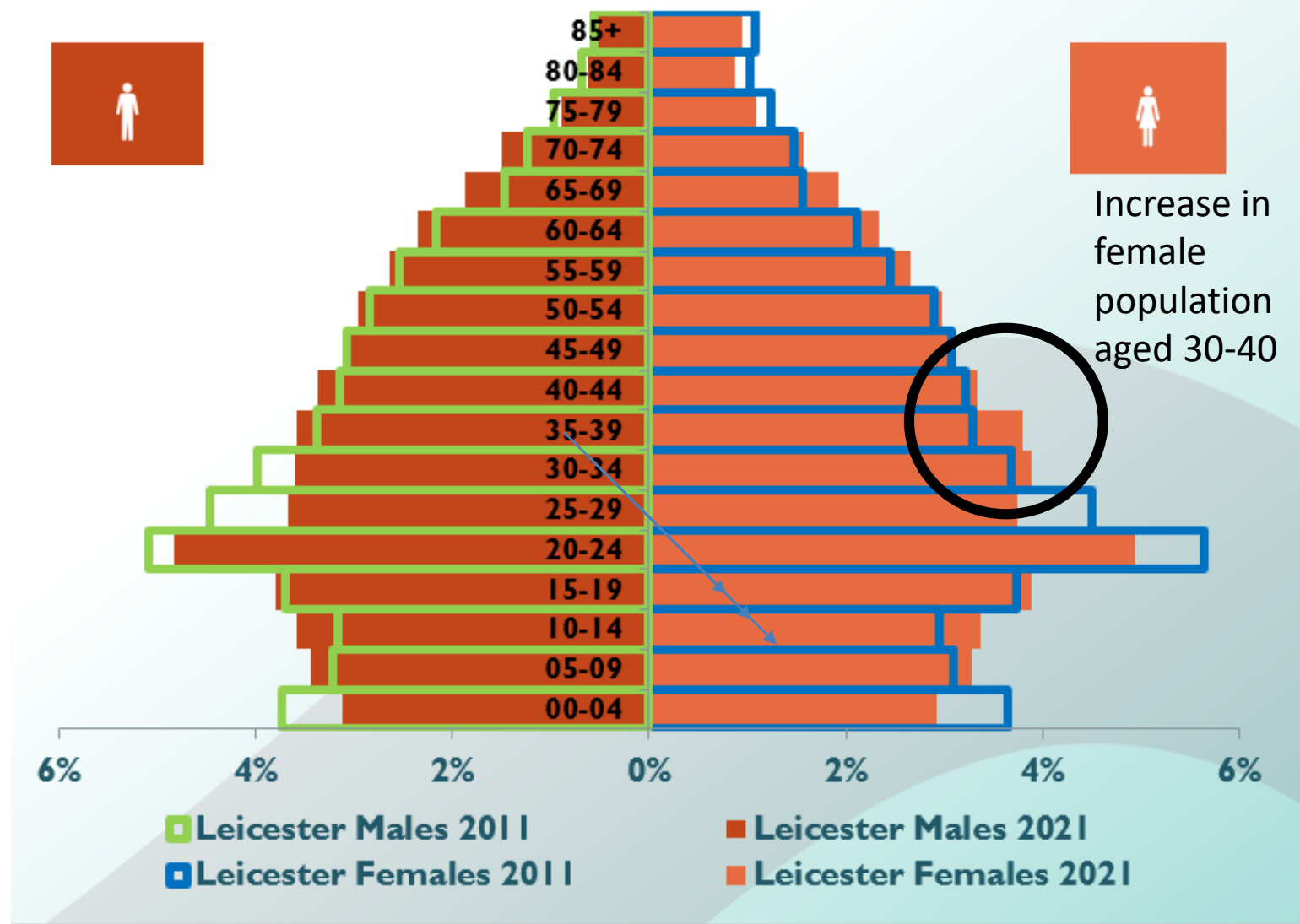
Liz Rodrigo – Public Health Lead  
Commissioner Leicester City Council

# Leicester in 2023

---

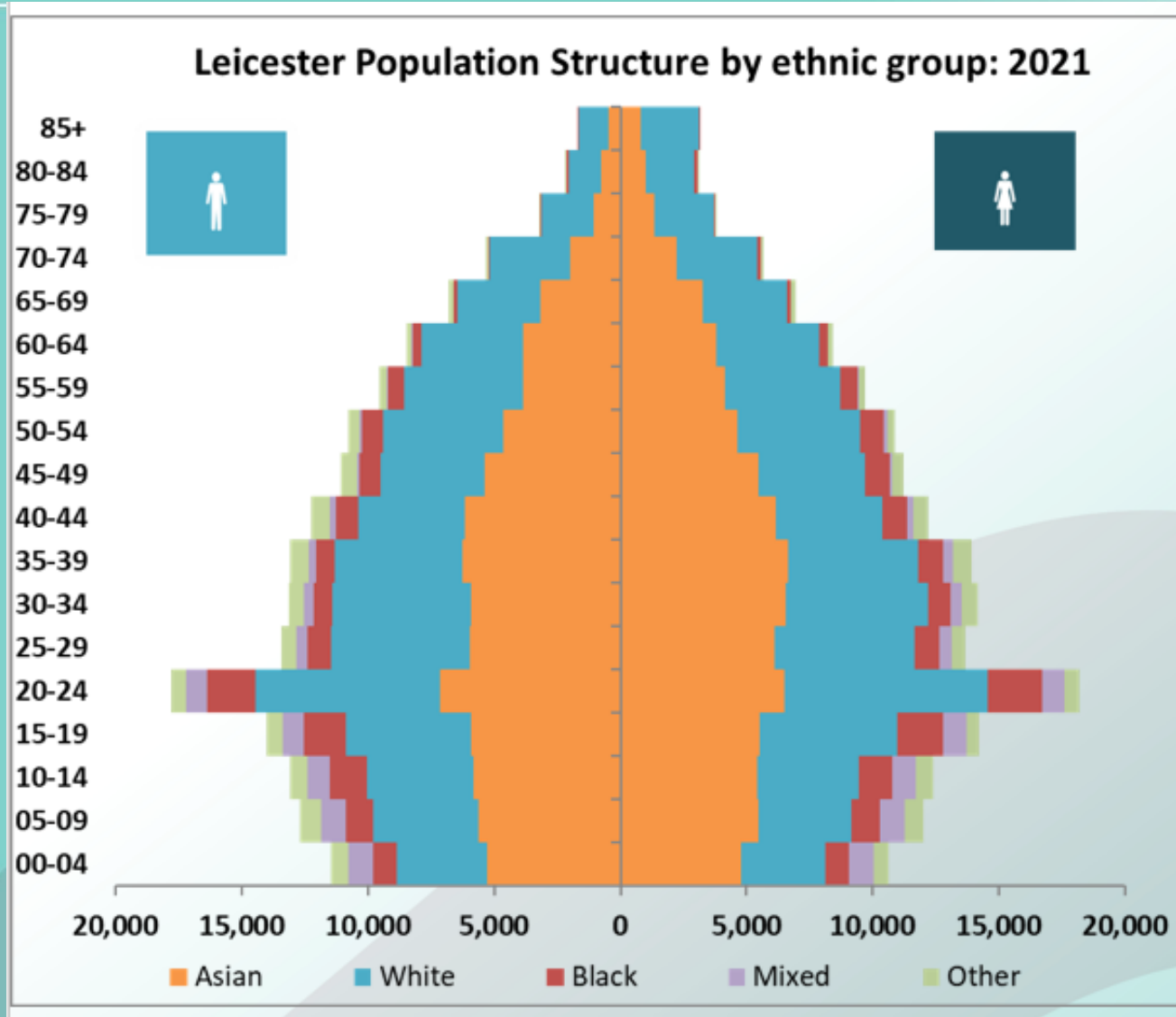
- Census data from 2021 gives us an updated picture of our population
- Several factors make responding to sexual health need challenging in the City
  - Younger than average population and two universities means lots of demand
  - High levels of deprivation in parts of the city is correlated with poorer sexual health
  - Ethnically very diverse population therefore need to adapt to differing needs

# Leicester population structure: 2011 and 2021



Still a younger than average city, but median age increased slightly from 31 to 33














# Leicester is a majority-minority city in 2023



# Main themes and Issues for Leicester

---

- Leicester Specific Sexual Health Needs Assessment :[Sexual health in leicester: A summary Needs assessment](#)
- Low levels of LARC provision in General practice although rising
- High prevalence area for HIV
- Rising rates of Gonorrhoea and Syphilis
- Rising abortion rates

New STI diagnoses (excluding chlamydia aged under 25) per 100,000	2022	↓	1,534	419	496	3,214		161
STI testing rate (exclude chlamydia aged under 25) per 100,000	2022	↑	15,412	4,210.7	3,856.1	647.0		20,091.2
STI testing positivity (excluding chlamydia aged under 25)	2022	→	925	6.0%	7.6%	0.0%		16.8%
Chlamydia detection rate per 100,000 aged 15 to 24 (Persons)	2022	↓	1,075	1,723	1,680	696		3,539
Chlamydia detection rate per 100,000 aged 15 to 24 (Male)	2022	↓	347	1,116	1,112	384		3,126
Chlamydia diagnostic rate per 100,000	2022	↓	1,552	424	352	125		1,532
Chlamydia diagnostic rate per 100,000 aged 25 years and older	2022	→	469	203	217	1,364		61
All new STI diagnoses rate per 100,000	2022	↓	2,617	715	694	220		3,655
HIV testing coverage, total <span>New data</span>	2022	↓	3,252	53.8%	48.2%	0.0%		75.1%
★ Total prescribed LARC excluding injections rate / 1,000 ★	2021	↑	2,800	32.8	41.8	4.4		75.1
SRH Services prescribed LARC excluding injections rate / 1,000	2021	↓	-	12.7	16.1	0.3		53.2
Women choose injections at SRH Services (%)	2020	→	140	3.9%	8.1%	1.6%		25.7%
Women choose user-dependent methods at SRH Services (%)	2020	→	2,510	70.6%	54.9%	34.2%		72.4%
Women choose hormonal short-acting contraceptives at SRH Services (%)	2020	↑	2,255	63.4%	41.7%	20.3%		66.4%
Under 25s choose LARC excluding injections at SRH Services (%)	2021	→	400	35.9%	37.3%	13.4%		77.4%
Over 25s choose LARC excluding injections at SRH Services (%)	2021	→	805	61.5%	53.4%	25.1%		90.7%
★ Repeat HIV testing in gay, bisexual and other men who have sex with men <span>New data</span> ★	2022	↑	140	37.4%	47.3%	0.0%		62.4%

Source: PHOF Fingertips Sexual Health Profiles data



# What are we doing to address these

- Developing an HIV action plan with clinicians, voluntary sector and commissioners.
- Working with ICB and GPs / PCNS to develop single point of access for LARC . Then do a communication drive
- Mapping free pregnancy testing and condom availability across Leicester and then promoting this including ensuring GP surgeries have these available .
- Looking at current gonorrhoea case data to see who we should be supporting with prevention

# Commissioning Progress

---

- Sexual Health Service – Haymarket Health  
Leicester City Council went out to tender for this service and has awarded it to MPFT . This will be a seamless transition starting 01/04/23
- GP provided LARC – LCC do not need to recommission this .
- EHC provided by pharmacies to under 25s .  
LCC have just awarded this to 9 pharmacies across Leicester



# Help needed from you

---

- GPs who provide LARC , Please could you use the LHISS template and complete fully
- If you do not provide IUDs for menorrhagia and need to refer to ISH please use Prism referral form.
- EHC – we would like to work with some practices to see if we can make it easier for you to provide this for women . Please contact Liz Rodrigo to discuss

